

## Measurement Data Input Unit **USB Input Tool Series**

SMALL TOOL INSTRUMENTS  
AND DATA MANAGEMENT



# Still entering measurement results manually into a check sheet?

Read scale




Misreadings may occur

Enter values into check sheet



Wrong values may be entered

Use the keyboard to create inspection certificate



Typing mistakes may occur

Using digital measuring tools together with the USB Input Tool makes recording measurement results more efficient and improves data reliability.



Digimatic micrometer



USB Input Tool IT-016U  
(Requires separate connecting cable)

Send to computer at the push of a button



Same result as when typing numbers with the keyboard and then pressing Enter.

Connecting cable (optional)  
Refer to page 4, 9, and 10 for details.

Measuring Tool with Digimatic Output

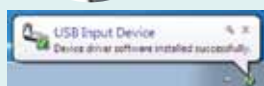
# The USB Input Tool lets you send measurement data to a computer at the simple push of a button!

**No need for initial setup, and cost is eminently affordable!**

## Simply connect to the USB port of a computer

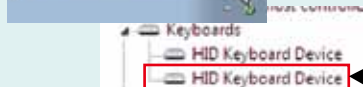


Without needing special software or initial setup, the data can be used in any general-purpose software application that accepts numeric input from a keyboard, such as Excel, Word, Notepad, etc.



Taskbar indication

The USB Input Tool will be recognized as a USB numeric keypad



Windows Device Manager screen

When connected, the USB Input Tool is recognized automatically as an HID (Human Interface Device) keyboard (using the standard Windows driver).

Input Tool Series IT-016U Page 4 and 5  
Connecting Configuration / Specifications USB-ITN Page 4 and 5  
IT-007R Page 6

Optional Software USB-ITPAK V2.0 Pages 7-9

Measuring Tool Compatibility List Pages 10-11

The USB Input Tool requires no setup and is very reasonably priced. It is ideal for moving away from manual recording and for maintaining quality records in electronic form, which are vital first steps towards higher inspection efficiency and reliability. An existing measuring tool with digimatic output can be used. Simply purchase the USB Input Tool and use it to send measurement data to a personal computer (a connecting cable is required depending on the models). Two different series are available in various configurations to fit different application scenarios.

New model



Requires separate connecting cable

See page 4,5



See page 4,5

## USB Input Tool IT-016U

## USB Input Tool Direct USB-ITN

## Use your existing measuring tool equipped with a data output



Remove the cover to access the output connector

You may already own a measuring tool that can be used. See the photographs below to check whether it has a Digimatic output connector.

The connector type may be different, depending on the measuring tool model. See the list showing measuring tool compatibility on pages 10-11.



Digimatic Indicator



Old-model Digimatic Micrometer



Waterproof Digimatic Micrometer



Digimatic Height Gage



Hardness Testing Machine (rear view)



Production Line Surface Roughness Measuring Instrument





# USB Input Tool Connecting Configurations/Sp

Merely connecting this tool to a PC allows measurement data to be input to Excel, Memo Pad, etc.  
Two types of USB input tools are available depending on your purpose.

## (1) USB Input Tool **IT-016U**

Released in Jan. 2015

### Box type equipped with a built-in data switch and an add-on foot switch terminal

This interface box is provided with a larger data input switch compared with the old type (from  $\phi 4\text{mm}$  to  $\phi 18\text{mm}$ ), improving operability.

The switch has also widely increased in durability.  
(From million times to ten million times)



Easy data input is enabled by connecting the foot switch (optional). (The foot switch terminal comes standard.)



Foot switch



#### NOTE:

If your tool is renewed from **IT-012U**, note that some instrument models may not be connected. Please refer to Note 2 in the List of Compatible Instruments on page 11.

## (2) USB Input Tool Direct **USB-ITN**

(7 Models) Released in Jun. 2010

### Slimline, cable-integrated type

This tool is a cable-integrated type slimmed down by eliminating the interface box. It provides simple connecting to a PC and smooth cable routing, thus improving workability.

#### <Caution in combining with an instrument>

USB-ITN-D/E/F/G type which has no data switch on the connector part of the input tool cannot be used depending on the instrument to be combined.\* In this case, use box type IT-016U with a data switch.

\* Please refer to Note 1 in the List of Compatible Instruments on page 11.



## Combination of IT-016U and Dedicated Option of USB-ITN

For details, refer to pages 6 to 8.

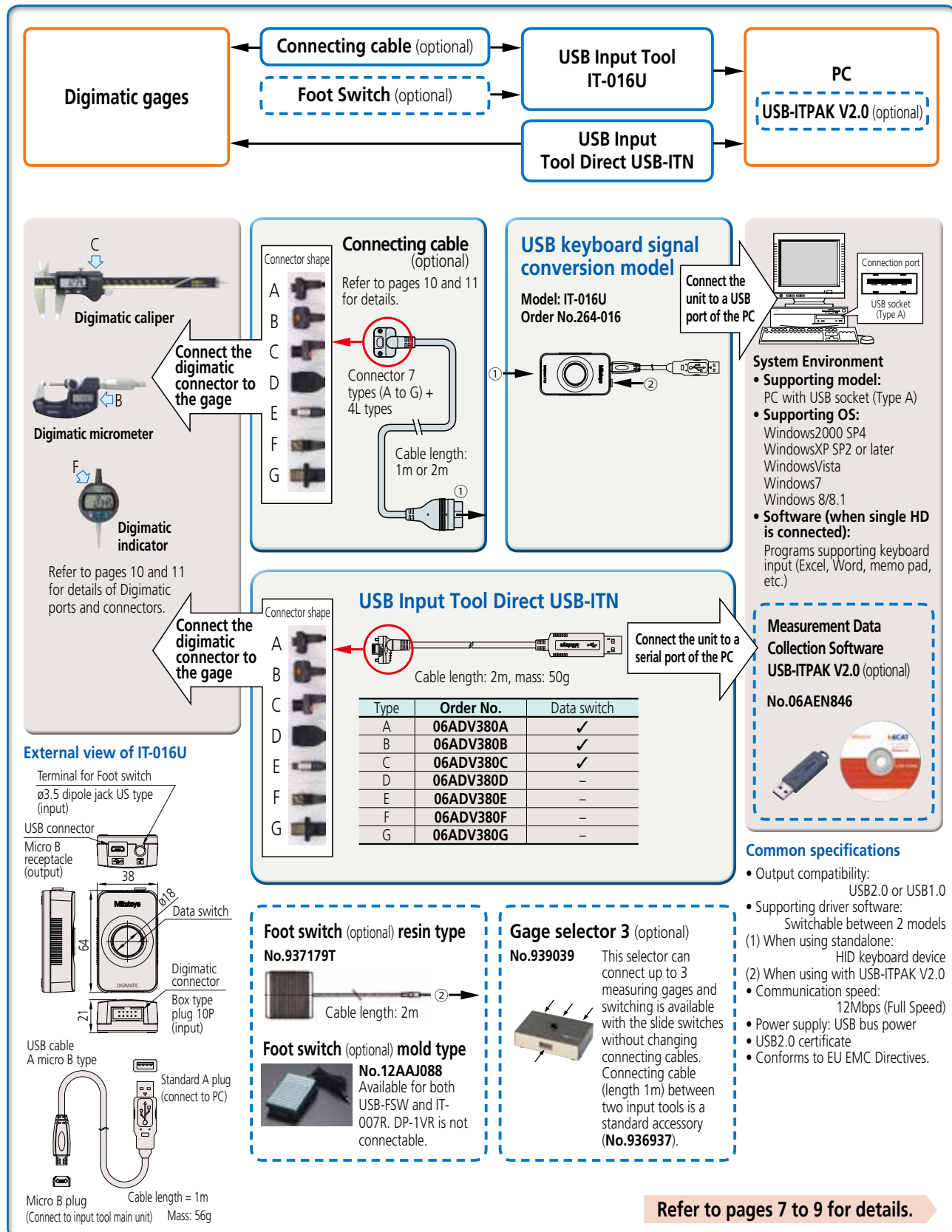
### The efficiency of recording inspection results in Excel has improved.

For the clients who feel that it is not enough to merely load numeric data into Excel, Mitutoyo has increased the efficiency of inspection task including repeated operations through the combination of optional software **USB-ITPAK V2.0** that enables creation of inputting procedure to any Excel sheet.

**Usage example in combination with USB-ITPAK V2.0:** Efficiency improvement in inspection tasks to be daily performed in the same repeated procedure such as sampling or 100% inspection of mass-produced products

# Specifications

## IT-016U/USB-ITN Connection Configuration and main specifications



# Input Tool Connection Configuration/Specifications

Input tool series RS-232C communication conversion type

**IT-007R**

**Input tool for RS-232C communication best suited for communication control of the software!**

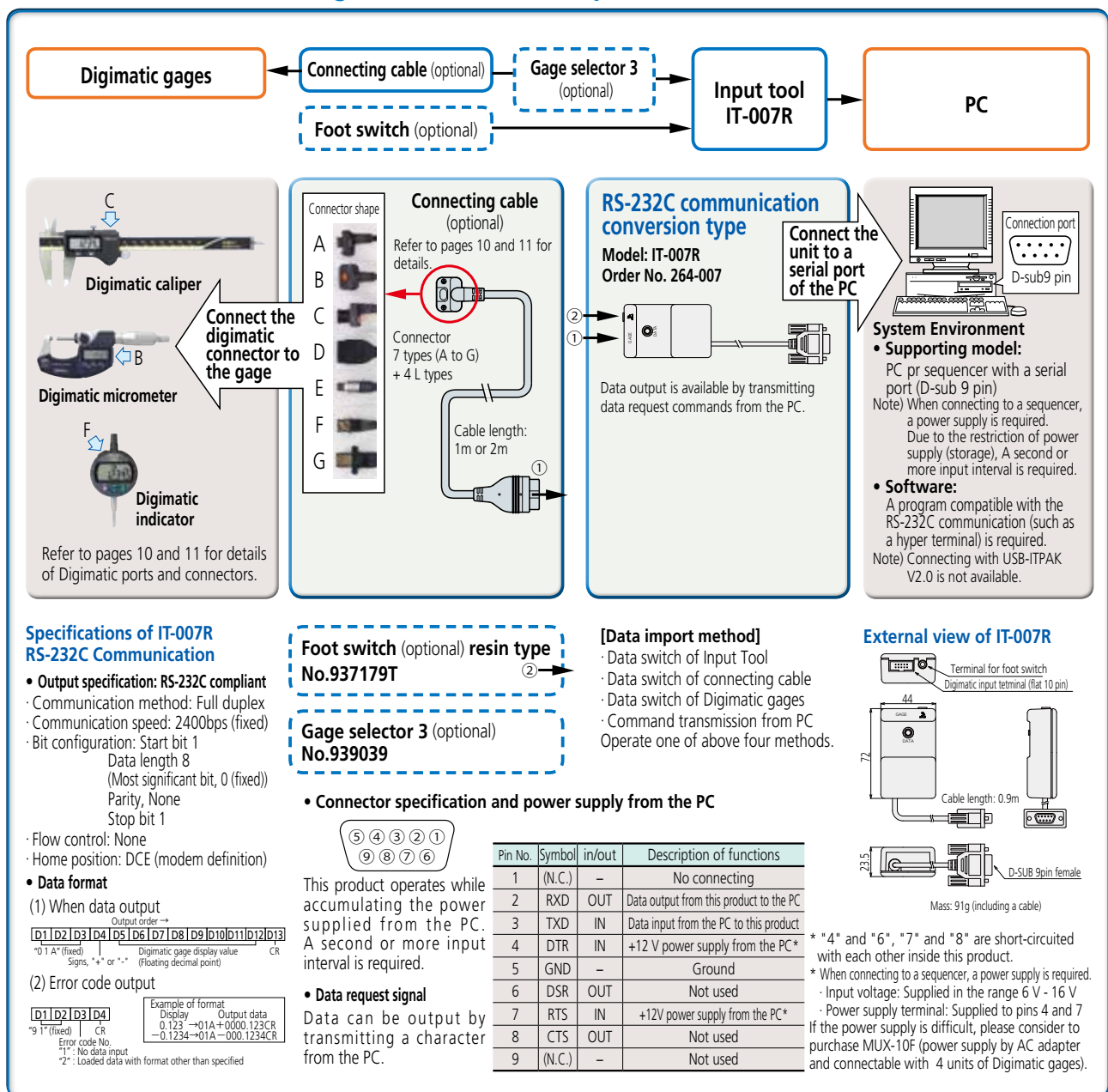
**Control is available by transmitting data request commands via RS-232C communication.**

For example, production engineers can create communication programs to load the measurement data by transmitting a command from the PC.

This product is a compact and low-cost RS-232C communication interface, which is convenient when it is installed in a machine tool or dedicated device to feed back measurement data (for connection other than to a PC, a separate power supply is required).



## IT-007R Connection Configuration and main specification



# Optional

Note: These options are common for **IT-016U**, **USB-ITN**, and **U-WAVE**. They cannot be used with the **IT-007R**. **U-WAVE** is measurement data wireless communication system. For the system summary, refer to the U-Wave leaflet.

## Measurement data collection software **USB-ITPAK V2.0** (IT-007R are not supported)

**Upgraded USB-ITPAK V2.0 now supports U-WAVE, a wireless communication system. Both wired connecting (USB-ITN) and wireless system (U-WAVE) are supported.**

### New functions of USB-ITPAK V2.0

- Supports the U-WAVE wireless communication system
- Timer input function
- Measurement date/time display
- Others: Compatible with Windows 8, 64-bit OS, and Russian included in the operating language selection

**USB-ITPAK V2.0** creates a procedure to input data from gages equipped with Digimatic output to Excel sheets via IT-016U or USB-ITN or U-WAVE. **Using together with USB-ITPAK V2.0 will further improve the operational efficiency of repetition inspection work. Best suited for keeping track of inspection data of mass-produced products.**

- Automatically calls Excel sheet.
- Cursor moves can be specified.
- Input range can be specified per Digimatic gage, which reduces improper input.
- The last data input can be canceled by a single operation (foot switch, function key etc.)
- Data input or cancellation can be performed at once in multiple-point simultaneous measurement.

### Main features of USB-ITPAK V2.0

- **Setting of Microsoft Excel input:**  
Designation of where to input (workbook, worksheet, cell range), cursor move (right, down), and others.
- **Selection of measuring method (3 modes available)**  
(1) Sequential measurement (2) Simultaneous measurement (3) Individual measurement (refer to page 11 for details).
- **Data handling**  
Commands available: "Data Output Request", "Data Cancel", "Data Skip", "Arbitrary Character Input" (available only after prior registration and with a foot switch)  
Command input methods: Pressing a mouse, function key, foot switch, etc. (available only with a foot switch in the discrete measurement mode)
- **Number of connectable devices and others**  
Connectable devices: (1) IT-016U, (2) USB-ITN, (3) USB-FSW, (4) U-WAVE-R (Each U-WAVE-R can accept measurement data from up to 100 registered instruments)

Number of connectable devices (total number of (1) (2) (3) (4) ):

- 100 devices or less for Windows 2000/XP
- 20 devices or less for Windows Vista/7/8/8.1

Number of registerable instruments (total number of (1) (2) (3) (4) ): 400 instruments or less  
Method to control/identify connected devices: VCP (Virtual COM Port) - for device types (1) and (2), the driver software is switched from HID to VCP to apply this method.

- **Data loading time:** when using **USB-ITN**, 0.2s to 0.3s per gage unit U-WAVE event drive mode: 0.5s data refresh interval
- **Timer input function** (only in simultaneous measurement)  
Input interval (time): 0.1s (Note 4) to 24 hours maximum  
(Note 4: If a shorter time is set, a priority is given to the longer time compared with the actual communication time.)
- **Measurement date/time display function** (available in sequential and simultaneous measurements)  
The display format is subject to the setting of the Excel sheet.

### Order No.

Model No.	<b>USB-ITPAK V2.0</b>
Order No.	<b>06AEN846</b>

Upgrade pricing from V1.0 is not available. Please purchase V2.0.

### USB-ITPAK V2.0 USB dongle



A USB dongle must be connected to the PC running the software.

<TIP> Refer to the USB-ITPAK V2.0 user's manual on the Mitutoyo website.  
<http://www.mitutoyo.co.jp/eng/>

### Operating environment

Compatible OS *1	Windows 2000 SP4, Windows XP SP2 or later, Windows Vista, Windows7, Windows8, Windows8.1
Supported Excel versions *2	Excel 2000, Excel 2002, Excel 2003, Excel 2007, Excel 2010, Excel 2013
Hard disk	Free space of more than 20MB
CD-ROM drive	For program installation
USB port *3	2 ports or more (for USB dongle and USB-ITN)
Monitor resolution	800x600, 256 colors or more

- \*1: 32-bit, 64-bit OS supported  
\*2: Operation with Excel for MAC OS is not guaranteed.  
\*3: A commercially available hub can be used.  
(USB certified product is recommended)

### Language support

- Operation language (15 languages)  
Japanese, English, German, French, Spanish, Italian, Czech, Swedish, Turkish, Polish, Hungarian, Russian, Korean, Chinese (traditional/simplified), and Simplified Chinese
- Operation manual (PDF file)  
Japanese, English, German
- USB ITPAK V2.0 and the PC Operating System must use the same natural language.

## USB Foot Switch Adapter **USB-FSW**

This USB adapter for connecting a PC is required when using the Foot Switch (**No. 937179T**) in **USB-ITN**. A dedicated VCP driver\* for this adapter is included in **USB-ITPAK V2.0**.

### Order No. Price

Model No.	<b>USB-FSW</b>
Order No.	<b>06ADV384</b>

### Foot Switch Adapter USB-FSW

Overall length: 160mm



### Main specification

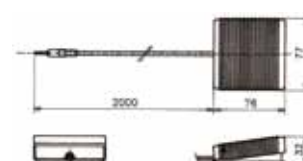
- **USB-ITPAK V2.0** supports use of the foot switch for data handling.
- Data control: "Data request", "Data cancel", "Data skip"
- Character string input (e.g. GO/NG, etc.)

\*USB-FSW is used for installation of the VCP driver.



### External view

Unit:mm



Output data by causing a contact signal from the Foot Switch.



# Optional

Note: These options are common for **IT-016U**, **SB-ITN** and **U-WAVE**.  
They cannot be used with the **IT-007R**.

## USB-ITPAK V2.0

measurement examples: 3 measurement methods by USB-ITPAK V2.0 are explained with example below.

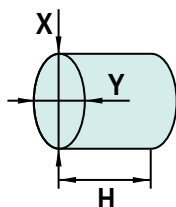
<TIP> User's manual for USB-ITPAK V2.0 is posted on our website with details of setting procedures, etc.  
<http://www.mitutoyo.co.jp/eng/>

### Sequential measurement

Measurement values are input one by one according to a procedure previously defined by using one or more Digimatic gages (via **IT-016U** or **USB-ITN** or **U-WAVE**).

#### <Measurement examples>

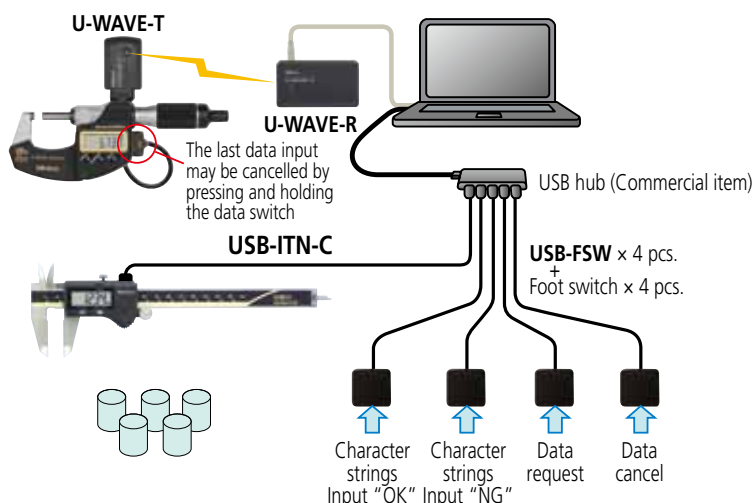
Outside diameter in X and Y directions and length H for the workpiece below are measured in order for 5 pieces and finally perform OK/NG judgement for external view by visual check (scratches, color unevenness, etc.).



(1) Measure outside diameter at X and Y of 5 workpieces with a micrometer.

(2) Measure length H of 5 workpieces.

(3) Inspect external view to check if there are any scratches or color shading and input "OK" or "NG".



When a measuring procedure is executed, a window (as below) is displayed. "Data request\*", "Data cancel\*", "Data skip\*", "Aborting", "Complete" can be specified.

\* These operations can be allocated to the function key or foot switch (via **USB-FSW**).

	A	B	C	D	E	F
1	Setting	1	2	3	4	5
2	Dimension X	10.025	10.033	9.964	10.031	10.046
3	Dimension Y	9.982	10.017	10.008	9.996	10.027
4	Dimension H	29.97	30.02	30.07	29.96	30.04
5	External Appearance	OK	OK	NG		

Cell movement direction after inputting data (down and right)

Carriage return (Low, column)

Microsoft Excel sheet previously specified

Input range of micrometer (B2 to F3)

Input range of caliper (B4 to F4)

Input range of visual judgment (B5 to F5)

Cell that will receive next input is highlighted in green

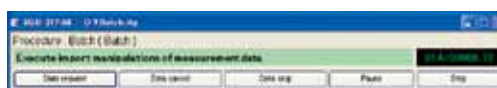
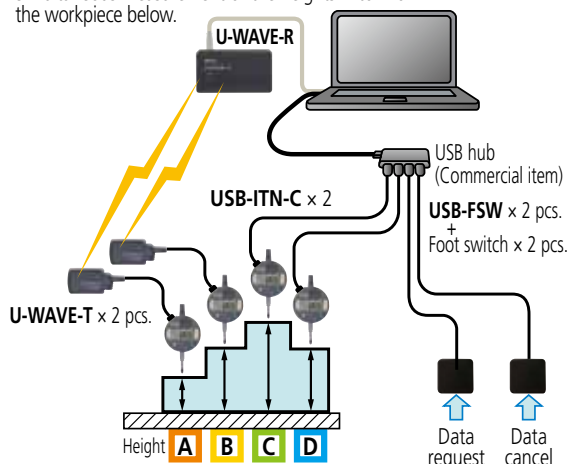


## Simultaneous measurement

Measurement values are input simultaneously from several Digimatic gages (via **IT-016U** or **USB-ITN** or **U-WAVE**)

### <Measurement examples>

Simultaneous measurement of the heights A to D on the workpiece below.



	A	B	C	D	E
1		Height A	Height B	Height C	Height D
2	1	5.02	8.03	9.96	6.03
3	2	4.98	8.02	10.01	5.99
4	3	4.97	8.04	10.07	5.96
5	4				
6	5				

First measurement (finished)  
Second measurement (finished)  
Third measurement (finished)  
Fourth measurement (Wait for next input)

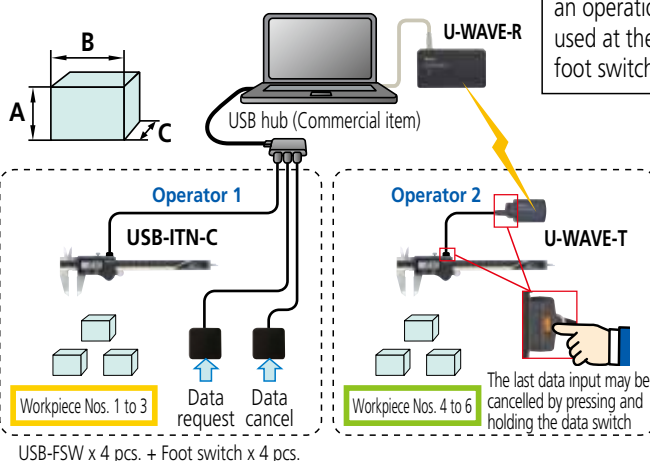
Note) To perform simultaneous measurement using **U-WAVE**, a special order **U-WAVEPAK** (Event drive) is required. Refer to the **U-WAVE** leaflet (E12000) for more details.

## Individual measurement


Several operators input measurement data asynchronously according to individually defined procedures (where to input, move direction, etc.) from each Digimatic gage via **IT-016U** or **USB-ITN** or **U-WAVE**.

### <Measurement examples>

Two operators measure 6 workpieces (three each, both working at the same time)



Since several individual operators perform measurement simultaneously, an operation key and a function key in the window below cannot be used at the same time. The only effective input device in this case is the foot switch (via **USB-FSW**).



	A	B	C	D	E	F	G
1	Settin	1	2	3	4	5	6
2	Dimension A	10.02	10.03	9.96	10.15	10.23	10.04
3	Dimension B	9.98	10.01	10.07	9.99	9.78	
4	Dimension C	10.15	10.14		9.96	10.27	

Operator 1  
Cell that will receive next input  
Operator 2  
Cell that will receive next input

### Notes on using USB-ITPAK V2.0:



Do not merge the cells in the specified range as a measurement data input.





During measurement, the Microsoft Excel worksheet cannot be modified in any way apart from entering data. If you need to modify the sheet, it is necessary to abort or finish the measurement.





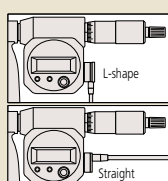


# Measuring Tool Compatibility List

## Compatibility of USB-ITN and connecting cables with measuring tools

<b>USB Input Tool Direct USB-ITN</b> Select a USB-ITN whose gage connector fits the Digimatic port on your gage 	Connector type		(A) Water-proof type with output button	(B) Water-proof type with output button	(C) Straight type with output button	(CR) L type with output switch (cable outlet is right)
	Model No. Order No.		<b>USB-ITN-A 06ADV380A</b>	<b>USB-ITN-B 06ADV380B</b>	<b>USB-ITN-C 06ADV380C</b>	No applicable models USB-ITN-C is available Refer to the following figure.
<b>IT-016U/IT-007R/DP-1VR/MUX-10F/EC Counter</b> Select a cable whose gage connector fits the Digimatic port on your gage 	Connector type		(A) Water-proof type with output button	(B) Water-proof type with output button	(C) Straight type with output button	(CR) L type with output switch (cable outlet is right)
	Order No.	1m	<b>05CZA624</b>	<b>05CZA662</b>	<b>959149</b>	<b>04AZB512</b>
		2m	<b>05CZA625</b>	<b>05CZA663</b>	<b>959150</b>	<b>04AZB513</b>

<b>Gage connectors on data cable</b>	Connector type		(A) Water-proof type with output button	(B) Water-proof type with output button	(C) Straight type with output button	(CR) L type with output switch (cable outlet is right)
	Picture of gage connector					
	Data switch		Available	Available	Available	Available








<b>Digimatic ports on gage</b>  Please note that some high-precision Digimatic gages are capable of displaying the measurement result to more than 6 digits. However, according to the Digimatic output specification, the result may be output in 6 digits only.  Digimatic gages whose display may exceed 6 digits • Laser Scan Micrometers • Litematic • Linear gage counter (EH) • High-Accuracy Digimatic Micrometer (293-100/293-130)	Picture of Digimatic port				
	Applicable models	• Digimatic caliper 500-776/500-777, etc. 500-712-10/500-713-10, etc. 500-712/500-612, etc. 550-301-10/550-331-10, etc. 551-301-10/551-331-10, etc. 552-302-10/552-303-10, etc. 552-150-10/552-151-10, etc. 552-155-10/552-156-10, etc. 552-181-10/552-182-10, etc. • Digimatic special application caliper 573-601/573-602, etc. • Digimatic depth gage 571-251-10/571-252-10, etc. • Digimatic scale unit 572-600, 572-601, etc.	• Digimatic micrometer 293-100/293-130 293-140/293-141, etc. 293-230-30/293-240-30, etc. 340-251-10/340-252-10 • Dedicated micrometers for Digimatic 422-230-30/422-231-30, etc. 406-250-30/406-251-30, etc. 343-250-30/343-251-30, etc. 369-250-30/369-251-30, etc. 345-250-30/345-251-30, etc. 314-251-30/314-252-30, etc. • Digimatic micrometer head 350-251-30/350-261-30, etc. • Digimatic holtest 468-161/468-162, etc. • Digimatic depth gage 329-250-30/329-251-30, etc.	• Digimatic caliper 500-150-30/500-151-30, etc. 500-500-10/500-501-10, etc. 500-443/500-453, etc. • Digimatic special application caliper 573-118-10/573-119-10, etc. 573-116-10/573-117-10, etc. 573-191-30/573-291-30 573-181-30/573-182-30, etc. • Digimatic depth gage 571-201-30/571-202-30, etc. • Digimatic micrometer head 164-163/164-164 • Digimatic scale unit 572-203-10/572-213-10 572-300-10/572-301-10, etc.	• Digimatic micrometer 293-582/293-583, etc. 389-514/389-714  Type C straight connectors are available, but may interfere with thimble operation.




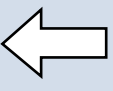
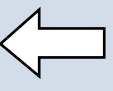
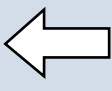

(D) Flat 10-pin type	(E) Flat 10-pin type	(F) Flat 10-pin type	(FB) Flat L-shape (cable outlet is back)	(FR) Flat L-shape (cable outlet is right)	(FL) Flat L-shape (cable outlet is left)	(G) Flat straight waterproof type
<b>USB-ITN-D</b> <b>06ADV380D</b>	<b>USB-ITN-E</b> <b>06ADV380E</b>	<b>USB-ITN-F</b> <b>06ADV380F</b>	No applicable models USB-ITN-F is available			<b>USB-ITN-G</b> <b>06ADV380G</b>
(D) Flat 10-pin type	(E) Round 6-pin type	(F) Flat straight type	(FB) Flat L-shape (cable outlet is back)	(FR) Flat L-shape (cable outlet is right)	(FL) Flat L-shape (cable outlet is left)	(G) Flat straight waterproof type
<b>936937</b>	<b>937387</b>	<b>905338</b>	<b>905689</b>	<b>905691</b>	<b>905693</b>	<b>21EAA194</b>
<b>965014</b>	<b>965013</b>	<b>905409</b>	<b>905690</b>	<b>905692</b>	<b>905694</b>	<b>21EAA190</b>



(Note 1) When using **ID-F, EB, EC-101D, ID-C112A, ID-U, ID-SS, ID-SX** with **USB-ITN**, it is required to use together with **USB-ITPAK**.

(Note 2) **USB-ITN** and **IT-016U** cannot be used with **EF/EH, VL-50-B/50S-B**, and **SJ-500/SV-2100**.

(D) Flat 10-pin type	(E) Round 6-pin type	(F) Flat straight type	(FB) Flat L-shape (cable outlet is back)	(FR) Flat L-shape (cable outlet is right)	(FL) Flat L-shape (cable outlet is left)	(G) Flat straight waterproof type
						
N/A	N/A	N/A	N/A	N/A	N/A	N/A

						
<ul style="list-style-type: none"> <li>• Digimatic indicator <b>ID-H</b></li> <li>• <b>ID-F</b> (Note1)</li> <li>• High-precision height gage <b>QM-Height</b></li> <li>• Mu-checker <b>Digital Mu-checker</b> (using a foot switch)</li> <li>• Laser scan micrometer <b>LSM-9506</b></li> <li>• Digital height master <b>515-341/515-342</b></li> <li>• Linear gage counter <b>EF/EH</b> (Note 2)</li> <li><b>EB</b> (Note 1), <b>EC-101D</b> (Note 1)</li> <li>• Litematic <b>VL-50-B/50S-B</b> (Note 2)</li> <li>• Contour measuring system <b>SJ-210/310/410</b></li> <li><b>SJ-500/SV-2100</b> (Note 2)</li> <li>• Hardness testing machines <b>HM-210/220</b></li> </ul>	<ul style="list-style-type: none"> <li>• Digimatic micrometer <b>293-666/293-667</b>, etc.</li> <li><b>227-201/227-221</b>, etc.</li> <li><b>369-411/369-412</b>, etc.</li> <li>• Digital height master <b>515-374/515-376</b>, etc.</li> <li>• Hardness testing machines <b>HM-100</b></li> <li><b>HM-200</b></li> <li><b>HV-100</b></li> <li><b>HR-300/400/500</b></li> <li><b>HH-411</b></li> </ul>	<ul style="list-style-type: none"> <li>• Digimatic indicator <b>ID-CX</b>, <b>ID-C (Peak-Value Hold Type)</b> (Note1), <b>ID-C (Calculation type)</b>, <b>ID-C (Bore Gage Type)</b>, <b>ID-U</b> (Note2), <b>ID-SS</b> (Note1), <b>ID-SX</b> (Note1)</li> <li>• Digimatic height gage <b>192-663-10/192-613-10/570-322/570-227/574-112-1</b>, etc. (Flat L-shape, cable outlet is right)</li> <li>• ABS borematic <b>568-361/568-362</b>, etc.</li> <li>• Scale unit <b>572-460/572-560/572-480-10/572-580-10</b>, etc.</li> <li>• Digimatic bore gage <b>511-501/511-502</b>, etc.</li> <li>• Hardness testing machines <b>HH-300</b></li> <li>• Digimatic depth gage <b>Digimatic type (ID-CX)</b></li> </ul>				<ul style="list-style-type: none"> <li>• Digimatic indicator <b>ID-N</b></li> <li><b>ID-B</b></li> </ul>



**Whatever your challenges are,  
Mitutoyo supports you from start to finish.**

Mitutoyo is not only a manufacturer of top quality measuring products but one that also offers qualified support for the lifetime of the equipment, backed up by comprehensive services that ensure your staff can make the very best use of the investment.

Apart from the basics of calibration and repair, Mitutoyo offers product and metrology training, as well as IT support for the sophisticated software used in modern measuring technology. We can also design, build, test and deliver bespoke measuring solutions and even, if deemed cost-effective, take your critical measurement challenges in-house on a sub-contract basis.

Note: Product illustrations are without obligation. Product descriptions, in particular any and all technical specifications, are only binding when explicitly agreed upon.  
MITUTOYO and MICAT are either registered trademarks or trademarks of Mitutoyo Corp. in Japan and/or other countries/regions.  
Other product, company and brand names mentioned herein are for identification purposes only and may be the trademarks of their respective holders.



**www.mitutoyo.com.sg | www.mitutoyo.com.my**  
**www.mitutoyo.co.th | www.mitutoyo.co.id**  
**www.mitutoyo.com.vn | www.mitutoyo.com.ph**

# Mitutoyo

**Mitutoyo Asia Pacific Pte. Ltd.**

Company Reg No. 197800892N  
**24 Kallang Avenue, Mitutoyo Building, Singapore 339415**  
**Tel: (65) 6294 2211 Fax: (65) 6299 6666**  
**E-mail: maps@mitutoyo.com.sg**

Small Tools Authorized Distributor

**Mitutoyo (Malaysia) Sdn. Bhd.**  
Mah Sing Integrated Industrial Park,  
4, Jalan Utarid U5/14, Section U5,  
40150 Shah Alam, Selangor, Malaysia  
Tel: (60) 3-7845 9318  
Fax: (60) 3-7845 9346  
E-mail: mmsb@mitutoyo.com.my  
**Penang Branch**  
Tel: (60) 4-641 1998 Fax: (60) 4-641 2998  
E-mail: mmsbpen@mitutoyo.com.my  
**Johor Branch**  
Tel: (60) 7-352 1626 Fax: (60) 7-352 1628  
E-mail: mmsbjhr@mitutoyo.com.my

**Mitutoyo (Thailand) Co., Ltd.**  
76/3-5, Chaengwattana Road, Kwaeng  
Anusaawaree, Khet Bangkaen,  
Bangkok 10220, Thailand  
Tel: (66) 2-080 3500  
Fax: (66) 2-521 6136  
E-mail: office@mitutoyo.co.th  
**Chonburi Branch**  
Tel: (66) 2-080 3563 Fax: (66) 3-834 5788  
**Amata Nakorn Branch**  
Tel: (66) 2-080 3565 Fax: (66) 3-846 8978

**PT. Mitutoyo Indonesia**  
Jalan Sriwijaya No.26  
Desa cibatu  
Kec. Cikarang Selatan  
Kab. Bekasi 17530, Indonesia  
Tel: (62) 21-2962 8600  
Fax: (62) 21-2962 8604  
E-mail: ptmi@mitutoyo.co.id

**Mitutoyo Vietnam Co., Ltd.**  
No. 07-TT4, My Dinh - Me Tri Urban Zone,  
My Dinh 1 Ward, Nam Tu Liem District,  
Hanoi, Vietnam  
Tel: (84) 4-3768 8963  
Fax: (84) 4-3768 8960  
E-mail: mvc-hn@mitutoyo.com.vn  
**Ho Chi Minh City Branch**  
Tel: (84) 8-3840 3489  
Fax: (84) 8-3840 3498  
E-mail: mvc-hcmc@mitutoyo.com.vn

**Mitutoyo Philippines, Inc.**  
Unit 2103, GMV Building 2,  
107 North Main Avenue,  
Laguna Technopark, Biñan,  
Laguna 4024, Philippines  
Tel: (63) 49-544 0272  
Fax: (63) 49-544 0272  
E-mail: mpi@mitutoyo.com.ph